



# Microbes and Infectious Diseases

Journal homepage: <https://mid.journals.ekb.eg/>

## Original article

# Incidence of hepatitis B and C viruses among the scavengers in Kwara State, Nigeria

Yusuf Olanrewaju Raufu<sup>1</sup>, Adewoye Solomon Olayinka<sup>2</sup>, Sawyerr Henry Olawale<sup>1</sup>, Morufu Olalekan Raimi<sup>\*1,3</sup>

1- Department of Environmental Health Science, Kwara State University, Malete, Nigeria..

2- Department of Pure and Applied Biology, Ladoko Akintola University of Technology, Ogbomosho.

3- Department of Community Medicine, Environmental Health Unit, Faculty of Clinical Sciences, Niger Delta University, Wilberforce Island, Bayelsa State, Nigeria..

## ARTICLE INFO

### Article history:

Received 25 January 2022

Received in revised form 17 February 2022

Accepted 21 February 2022

### Keywords:

Hepatitis B virus

Hepatitis C virus

Scavengers

Seroprevalence

Personal protective equipment

Kwara South

Kwara North

Kwara Central

Health Insurance Scheme

## ABSTRACT

**Background:** Poor economic situations in developing nations had made scavenging a mean of livelihood for millions of youth and women across the globe. Lack of proper source segregation of wastes in developing countries has increased the potential for the transmission of pathogens like hepatitis B virus (HBV) and hepatitis C virus (HCV). **Objectives.** This study aimed to assess the potential risk in waste scavenging work and seroprevalence of hepatitis B and C viruses and its relationship with wastes scavenging among wastes scavengers in Kwara State. **Methods:** A cross-sectional study was conducted among the scavengers working for major scrap dealers in the three senatorial districts of Kwara State. Consequently, to accomplish the objectives, both primary and secondary data sources were used. The primary data were collected via questionnaires, interviews, blood test and field observations. Whereas the secondary data were extracted from different published and unpublished materials. Two hundred forty (240) respondents were administered with questionnaires and undergone hepatitis surface antigen test for both hepatitis B and C in nine of the sixteen local government area in the state. The data were analyzed using statistical package for social science (SPSS version 23) for descriptive and inferential at 5% level of significance. The prevalence of an HBV and HCV infection biological markers (HBsAg and HCsAg) (hepatitis B surface antigen and anti HCV antibodies) and their associations with exposure to bio-medical waste, socio-demographic factors, and history of occupational injuries was examined. **Results.** The seroprevalence of HBV and HCV infection among the scavengers were found to be 8.3% and 5% respectively indicating that scavengers are at risk of HBV and HCV infection. **Conclusions.** It was discovered that there are incidences of hepatitis B and C virus co-infection among scavengers. Also, awareness and compliance to the usage of personal protective equipment (PPE) was found to be an important factor for protection scavengers against the virus. Therefore, vaccination against HBV, enforcement of usage of PPE, good hygiene practices, regular trainings on occupational safety, proper monitoring by regulatory agency and inclusion of scavengers in mandatory health insurance scheme will help to control risk of HBV and HCV infection among scavengers.

## Introduction

Wastes are inevitable remains from activities of human and animal. Daily activities of

man entail constant discard of unwanted materials in form of wastes. Wastes management therefore refers to the activities and actions required to

DOI: 10.21608/MID.2022.118313.1241

\* Corresponding author: Morufu Olalekan Raimi

E-mail address: [ola07038053786@gmail.com](mailto:ola07038053786@gmail.com)

© 2020 The author (s). Published by Zagazig University. This is an open access article under the CC BY 4.0 license <https://creativecommons.org/licenses/by/4.0/>.

manage waste from its inception to its final disposal [1]. While, municipal wastes are mixed and unsegregated at points of generation, undermining effective management when it comes to treatment and disposal practices. Indiscriminate disposal and sorting of mixed wastes by scavengers have the potential for increased environmental exposure to air pollution, toxic emissions from combusted or burnt municipal waste, proliferation of vermin and spread of diseases like hepatitis [2-10]. Hepatitis is an inflammatory condition of the liver and viral hepatitis is a conventional term used to denote hepatitis caused by hepatotropic viruses; Hepatitis A-G. High prevalence of these viruses especially hepatitis B is reported in Nigeria. Hepatitis B (alone accounting for nearly one million deaths annually) and C may cause liver cirrhosis and they can be contracted through contaminated blood and blood products [11].

Viral hepatitis has become a major health problem worldwide and cause acute and/or chronic hepatitis which can leads to the development of extensive liver scarring (cirrhosis), liver failure, liver cancer and death. As previous research has reported the endemic nature of viral hepatitis throughout sub-Saharan Africa and as a leading infectious killer globally, including its negative impact on human health [12-24]. While, viral hepatitis remains the tenth leading cause of death and the leading cause of liver cancer worldwide [25, 26]. It has also been suggested that hepatitis may increase the risk of pancreatic cancer [27]. Thus, the research aimed at finding out the seroprevalence of hepatitis B, hepatitis C and co-infection with hepatitis B and C among scavengers in Kwara State, Nigeria. It is anticipated that the findings from this study will necessitate the need for thorough screening of blood among scavengers in Kwara State toward reducing risk among scavengers in Nigeria. The scope of the work is however narrowed to nine local government areas out of sixteen local government areas in the state. The respondents were therefore chosen in three local governments from each senatorial district of Kwara North, Kwara South and Kwara Central respectively.

## Materials and Methods

### Study area

Kwara state is located in the North Central Nigeria; it lies between 11°2 and 11°45 North and Longitude 2°45 and 64 East (see figure 1 below) [4, 8, 10]. The state covers a land area of 35,705 square kilometers

and has a population of 2,371,089 [27]. It has 16 Local Government Areas and the population of 2.37 million people according to 2006 census.

### Study population

The study population were scavengers working with major scrap dealers in Kwara State as well as on the dumpsites across the state.

### Sampling techniques

Scavengers were selected from the registered scrap dealers through the State Environmental Protection Agency (KWASEPA) as well as the association of scrap dealers working on the dumpsites. Respondents were administered with questionnaires and their consents were sought before proceeding to the second stage (hepatitis B and C screening) of the study. The appropriate sample size was determined using fishers sample size formula, the total sample size was determined as 240 including 10% non-response rate.

### Sample collection

Blood samples were collected with the help of a medical laboratory scientist from respondents at three dumpsites in Ilorin Metropolis using intravenous needles. The needles and syringes used for the collection of blood samples were dried and sterile. The serum obtained was tested for hepatitis B surface antigen (HBsAg) and anti-hepatitis C antibodies using a Diaspot rapid diagnostic test strip.

### Rapid diagnostics test

The Diaspot rapid diagnostic test is used to qualitatively detect the presence of HBsAg and anti HCV antibodies (HCsAg) in serum or plasma specimens. The test utilizes a combination of monoclonal and polyclonal antibodies to selectively detect elevated levels of HBsAg and anti HCV antibodies (HCsAg) in serum or plasma. During testing, the serum or plasma specimen reacts with the particles coated with anti-HBsAg and anti HCV antibody. The mixture migrates upward on the membrane chromatographically by capillary action to react with anti- HBsAg and anti-HVC antibodies on the membrane and generate a colored line. The presence of the colored line in the test region indicates a positive result, while its absence indicates a negative result. To serve as a procedural control, a colored line will always appear in the control line region indicating that the proper volume of specimen has been added and membrane wicking has occurred. The manufacturers' instructions were strictly followed in the performance of these tests. The test strips, serum or plasma specimens were

allowed to equilibrate to room temperature (15- 30° C) prior to testing. The test device was placed on a clean, level surface and 60 µl of serum or plasma was added to the sample well of the device. The sample rehydrated and was mixed with the red colloidal gold conjugate, which flowed into the membrane.

### Data instrument

A semi-structured, interviewer administered questionnaire was used to elicit information on the socio-demographics and occupational hazards of all respondents. The instrument was pre-tested using 24 scavengers at Amoyo town from a group similar to the main study group. Each question was translated into the local languages (i.e. Yoruba, Nupe, Fulani and Hausa) for those that could not read English, to

help the respondents to give true and accurate answers.

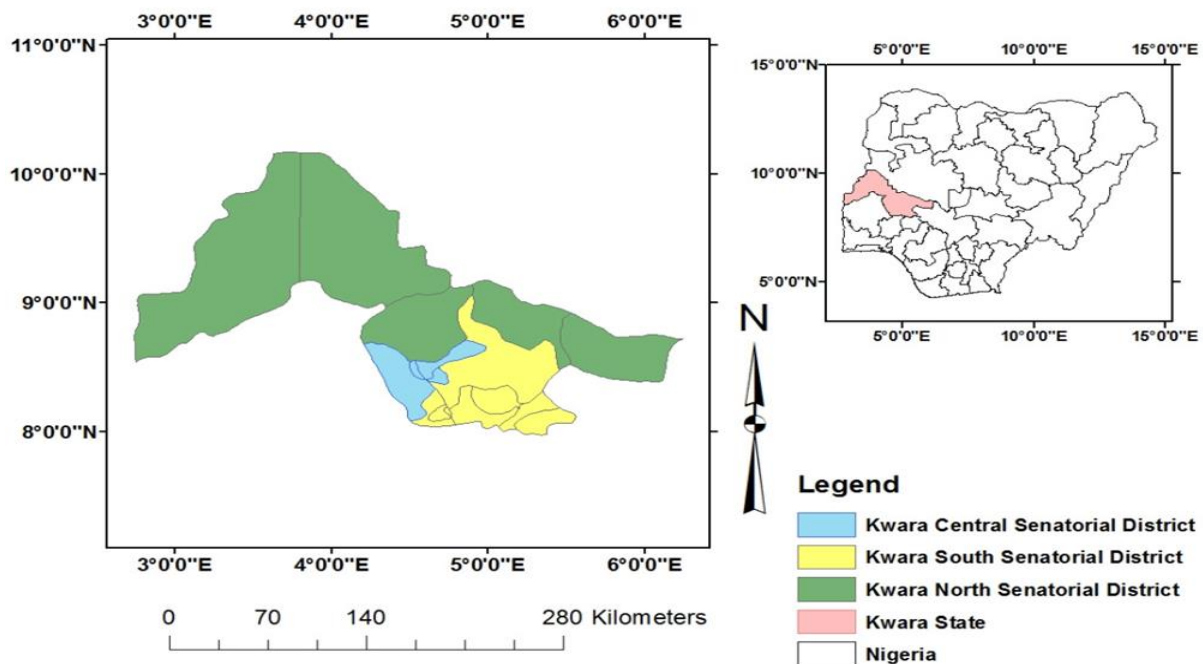
### Data analysis

Data was analyzed using SPSS 23, using descriptive statistic such as mean, frequencies, charts and graphs. Also, inferential statistic using six different statistical tests were used for the analysis. The tests used are Pearson chi-square, likelihood ratio, linear-by-linear association, phi, Cramer's, and contingency coefficient using the level of significance (0.05).

### Ethical approval

Ethical clearance for this study was obtained from the Kwara State Ministry of Health Ethical Review Committee. Informed consent of participants were sought before taking part in the study.

**Figure 1.** Map of Nigeria showing Kwara State and the study areas.



### Results

Socio-demographic characteristics of scavengers. In **table (1)** we present the results of the wastes scavengers based on their age, marital status, educational level and tribal status respectively.

**Figure 2** shows the incidence of hepatitis B virus (HBV) among scavengers across the three senatorial districts in Kwara State and **plate 1** shows the cross-section of scavengers working on the dumpsite. The results of hepatitis surface antigen test showed 23 scavengers which is equivalent to 9.6% tested positive for hepatitis B across the three senatorial

districts. The Kwara central senatorial district has the highest hepatitis B positive rate with 10 hepatitis B positive cases. Kwara south senatorial districts followed with 7 hepatitis B positive incidences and Kwara north senatorial districts has the least cases of hepatitis B positivity with 6 cases.

**Figure 3** shows the HCsAg screening for the scavengers and the results of the screening is as presented in the chart above. The overall percentage of hepatitis C positivity in the state was 5% and the results also show that Kwara central has the highest incidences of hepatitis C with 7 cases of positivity. Kwara south hepatitis C positivity is next to Kwara

central with 3 cases and Kwara north maintained the 2 incidences.

In **figure (4)**, co-infection of scavengers with both hepatitis B and hepatitis C were examined and it was revealed that there were cases of scavengers being infected with both hepatitis B and hepatitis C. The chart present the results of incidences of co-infection by scavengers. The results revealed there are 7 co-infection among the scavengers which constitutes 2.91% of the total scavenger population. It was revealed that Kwara central has the highest number of co-infection of hepatitis B and C with 4 positive cases among the respondents while the two senatorial districts of Kwara south and Kwara north has 2 cases of co-infection each.

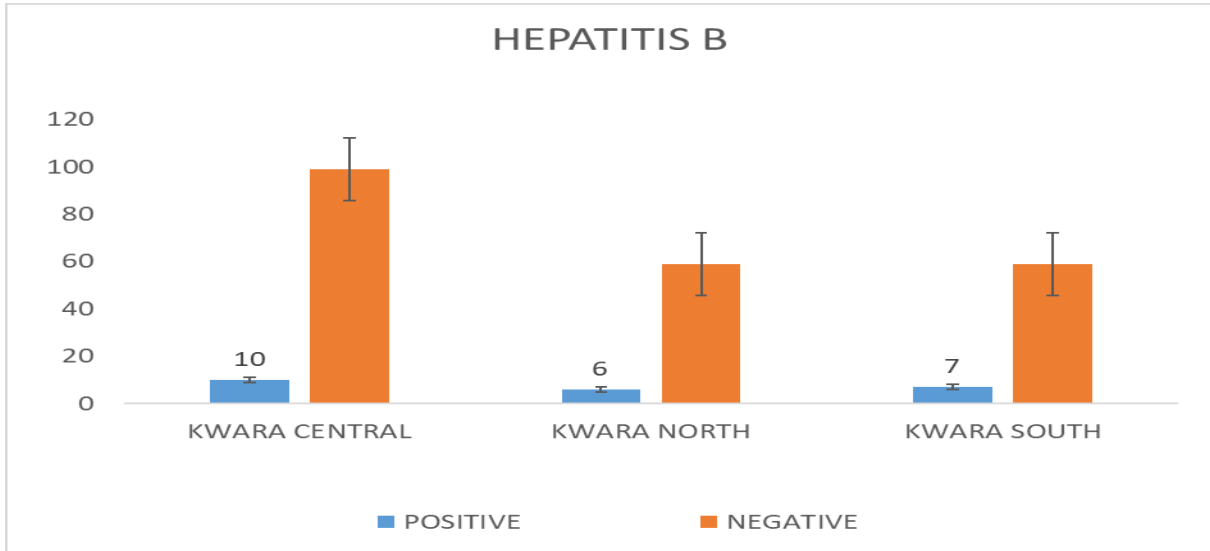
**Figure 5** shows compliants of wastes scavengers to the use of personal protective equipment (PPE). Compliance to the use of PPE was determined by the frequency of the PPE usage and **plate 2** shows the cross-section of scavengers working on the dumpsite without PPE. Those that make use of PPE for at least five days in a week are categorised to have complied with the use. Kwara south senatorial districts lead in terms of the usage of PPE with 48.5% compliants while Kwara central closely followed with 43.1% of their scavengers in the district. The least compliants was found in Kwara north with 33.8% of scavengers in Kwara north complied with PPE usage.

**Table 1.** Socio-demographic characteristics of respondents.

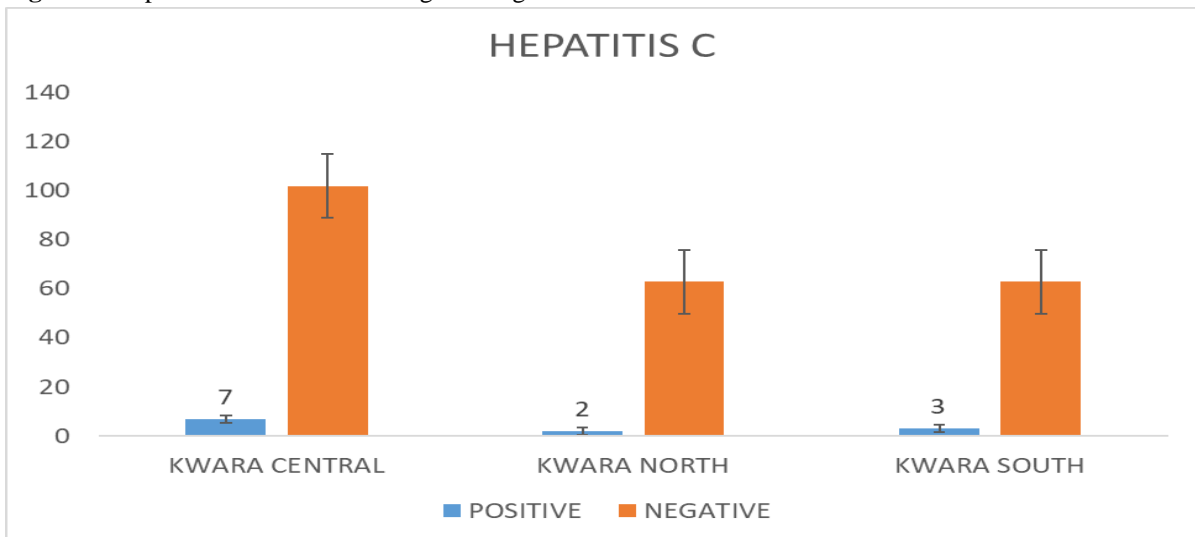
<b>Age</b>	<b>Frequency</b>	<b>Percent</b>
10 – 20	61	25.4
21 – 30	109	45.4
31 – 40	67	27.9
Above 41	3	1.3
Total	240	100.0
<b>Gender</b>	<b>Frequency</b>	<b>Percent</b>
Male	231	96.2
Female	9	3.8
Total	240	100
<b>Tribe</b>	<b>Frequency</b>	<b>Percent</b>
Hausa	194	80.8
Nupe	8	3.3
Yoruba	26	10.8
Igbo	3	1.3
Fulani	8	3.3
Others	1	0.4
Total	240	100.0
<b>Marital status</b>	<b>Frequency</b>	<b>Percent</b>
Single	129	53.8
Married	111	46.2
Total	240	100
<b>Educational qualification</b>	<b>Frequency</b>	<b>Percent</b>
None	68	28.3
Primary level	93	38.8
Secondary level	42	17.5
Tertiary level	5	2.1
Islamiyah	32	13.3
Total	240	100.0

Source: Author field survey, 2021.

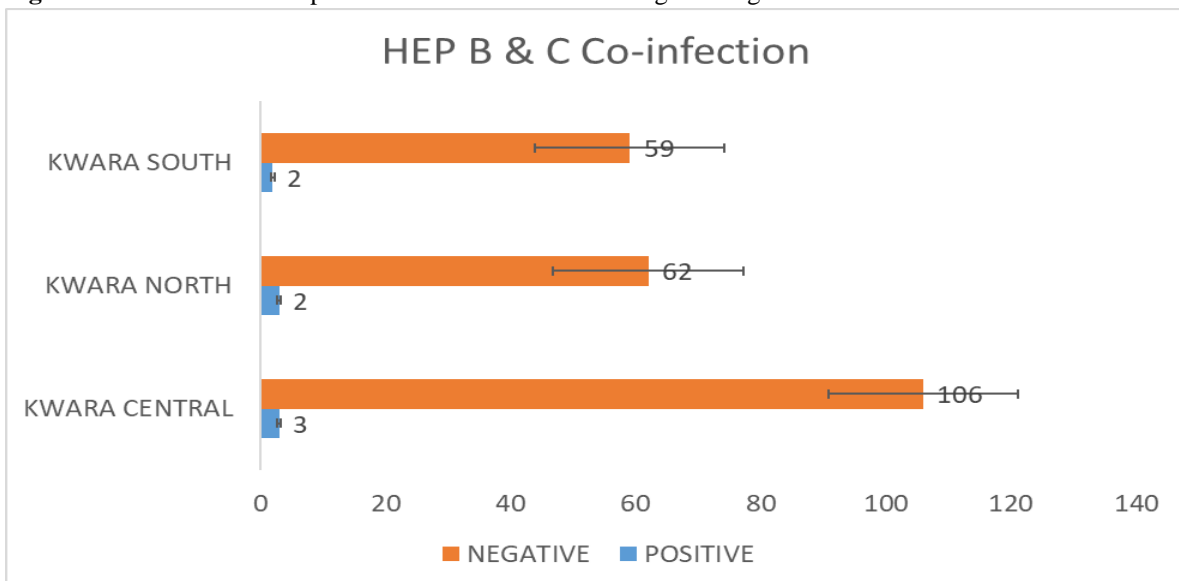
**Figure 2.** Hepatitis B incidences among scavenger across the three senatorial districts.



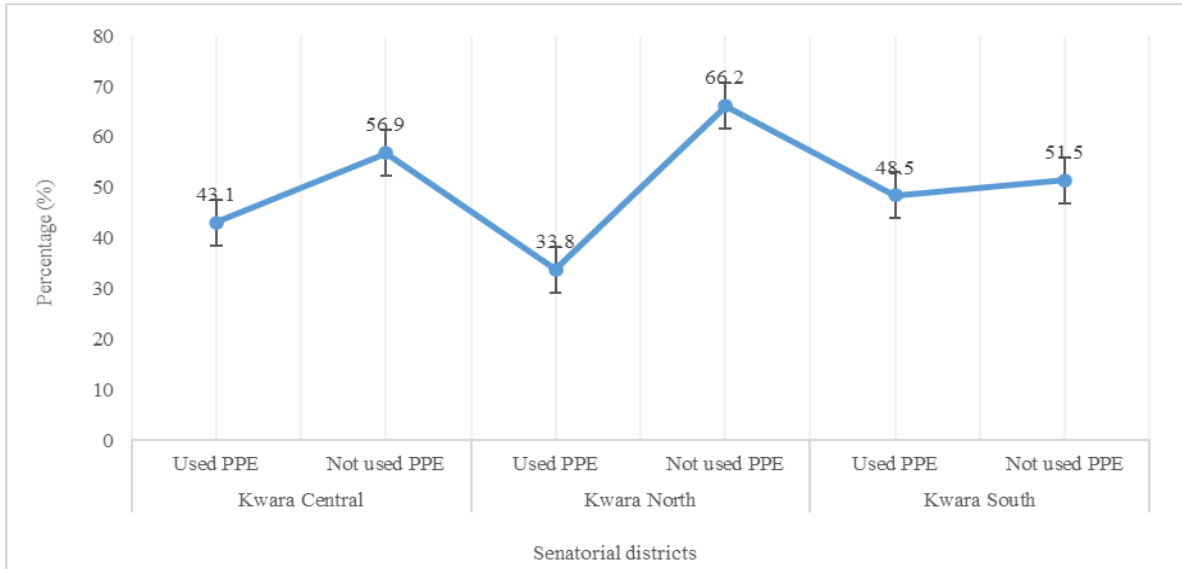
**Figure 3.** Hepatitis C incidences among scavenger across the three senatorial districts.



**Figure 4.** Co-infection of hepatitis B and C incidences among scavenger across the three senatorial districts.



**Figure 5.** Compliant to PPE usage across the three senatorial districts.



**Plate 1.** Cross-section of scavengers working on the dumpsite.



Source: Author field survey, 2021.

**Plate 2.** Cross-section of scavengers working on the dumpsite.



Source: Author field survey, 2021.

## Discussion

Nigeria is among the countries with a high burden of viral hepatitis with a HBV and hepatitis C Virus (HCV) prevalence of 11% and 2.2%, respectively [28]. This study revealed that majority of the scavengers in the study are in the age bracket 21-30 years which is 45.4% that is in agreement with **Irabor et al.** [29] which concluded that the highest population of scavengers i.e., 36% are in the age bracket 20 - 29 years and **Isaac et al.** [30] stated that majority 35.42% of respondents are between 18-28 years. In terms of education, majority of wastes scavengers in Kwara state all to the category of primary school leavers as they constitute 38.8% of total respondents and closely followed by those without any formal education which constitute 28.3%. Secondary school certificate holders constitute 17.5% while only 2.1% of scavengers has a higher educational certificate. This is in agreement with **Adebola** [31] in his work on wastes worker and scavengers. He found that majority (51.1%) of scavengers in Ibadan are primary school leavers. Scavenging job was found to be a male dominated occupation because 93.6% of respondents in this study are male scavengers which agrees with the work of **Oteng-Ababio** [32] which stated that about 90% of the scavenger population are male while female scavengers constitute approximately 10% in Kumasi. Similarly, in another study male made up 86% of e-waste scavengers found at the Agbogboshie e-waste scrap yard in Accra as reported by **Rankokwane and Gwebu**, [33] and **Afon** [34]. It was also discovered that majority of scavengers are immigrant from the northern part of the country and this is because 80.8% of respondents of this study are Hausa by tribe and this agrees with **Pinto** [35] that asserted that majority of scavengers are immigrants. In terms of marital status, it was found that 53.8% of the scavengers are still unmarried and this can be as a result of high population of young adults that constitute majority of respondents. The research findings show incidence of hepatitis B and hepatitis C and co-infection with hepatitis B and C among wastes scavengers in Kwara state. Seroprevalence of hepatitis B detected through the use of hepatitis B test strip. Micro point brand was used for rapid test of the blood samples of scavengers. The results of hepatitis surface antigen test showed 23 scavengers which equivalent 9.6% tested positive for hepatitis B. Across the three senatorial districts, Kwara central has the highest hepatitis B positive rate with

10 hepatitis B positive cases. Kwara south followed with 7 hepatitis B positive incidences and Kwara north has the least cases of hepatitis B positivity with 6 cases. This is in agreement with the work of **Yusuf et al.** [36] which also shows a high hepatitis B positivity among scavengers in Ilorin metropolis. Also, the result corroborates **Sawyer et al.** [2] in their findings, they revealed higher incidence of HBV among wastes scavengers in comparison with the municipal street sweepers. Hepatitis C screening for the scavengers and the results show the overall percentage of hepatitis C positivity in the state to be 5% and the results also indicated that Kwara central has the highest incidences of hepatitis C with 7 cases of positivity. This can be as a result of higher population of the state capital and proliferation of illegal dumpsites. Kwara south hepatitis C positivity is next to Kwara central with 3 cases and Kwara north maintained the least incidence of hepatitis C positive cases with just 2 incidences. This incidence of HCV is higher than the national average occurrences in non-wastes workers as reported to be 2.2%, [28]. Also, in another work by **Agbede et al.** [37] which stated that the HCV prevalence of 1.4% was seen among mothers in Ilorin metropolis. Though this research supported the findings of **Adewuyi** [38] who reported 5% prevalence of antibodies to HCV among normal blood donors and multi-transfused sickle-cell anaemia patients in the same environment. The distribution of co-infection of scavengers with both hepatitis B and hepatitis C across the state was 7 (2.92%) co-infection. This result is very close to the findings of **Taiwo et al.** [39] in their study on patients in Lagos State University Teaching Hospital (LASUTH), where it was reported that Dual presence of HBsAg and anti-HCV was observed in 4(3.9%). It was revealed that Kwara central came top with 3 (42.8% of positive) co-infection cases while Kwara south and Kwara north has 2 (28.6% of positive) co-infection cases.

## Conclusion

This study revealed that the seroprevalence of hepatitis B among scavengers in the state is still under the national average but hepatitis C was found to be greater than the national average. It is therefore recommended that enabling law should be promulgated to regulate scavenging and make mandatory data capture of all scavengers. This will help the Government to know the population of scavengers and make adequate provision for their enlightenment and intervention that reduce the health burden of scavengers. Government agencies

like the Kwara Environmental Protection Agency (KWASEPA) and the Ministry of Environment and Forestry should ensure that scavengers are adequately making use of their PPE with strict enforcement measures. Free vaccination against HBV should be provided for scavenger, educational campaigns and regular training on occupational health and safety programs and health surveillance should be instituted for all waste scavengers with emphasizes on good work practices and personal hygiene practices.

#### Study limitations

The small number of samples used in this study could place a limit to the outcome of this study. This is largely attributed to limited funds as there is no grant and sponsorship from any agencies.

#### Acknowledgements

The authors remain sincerely grateful to all scavengers that participated in the study and also all medical laboratory scientists and research assistant who provided logistic support during this study. Authors are thankful Sanitarian Raimi Morufu Olalekan for editing the article. This study was a part of a PhD Thesis of Yusuf Olanrewaju Raufu, (Department of Environmental Health Science, Kwara State University, Malete).

#### Data availability

The data used to support the findings of this study are included in the article. The raw data of this study will be made available on request. All requests should be made to the corresponding author of this article.

**Scavenger consent:** Obtained

#### Ethics approval:

Ethical approval was granted from the Kwara State Ministry of Health Ethical Review Committee. Informed consent was obtained from each respondent.

#### Conflicts of interest

Authors declare that they have no conflicts of interest.

#### Funding

No financial support was received for this study.

#### References

1-**Amuda OS, Adebisi SA, Jimoda LA, Alade AO.** Challenges and Possible Panacea to the Municipal Solid Wastes Management in

Nigeria. *Journal of Sustainable Development Studies* 2014; 67.

2-**Sawyerr HO, Yusuf RO, Adeolu AT.** Risk factors and rates of hepatitis B virus infection among municipal waste management workers and scavengers in Ilorin, Kwara State, Nigeria. *Journal of Health and Pollution* 2016;6(12):1-6.

3-**Raimi MO, Pigha TK, Ochayi EO.** Water-Related Problems and Health Conditions in the Oil Producing Communities in Central Senatorial District of Bayelsa State. *Imperial Journal of Interdisciplinary Research (IJIR)* 2017; 3(6): 2454-1362.

4-**Raimi MO, Adeolu AT, Enabulele CE, Awogbami SO.** Assessment of Air Quality Indices and its Health Impacts in Ilorin Metropolis, Kwara State, Nigeria. *Science Park Journals of Scientific Research and Impact* 2018; 4(4): 060-074.

5-**Raimi MO, Tonye VO, Omidiji AO, Oluwaseun EO.** Environmental Health and Climate Change in Nigeria. *World Congress on Global Warming.* Valencia, Spain. December 06-07, 2018.

6-**Adeolu T, Odipe OE Raimi MO.** Practices and Knowledge of Household Residents to Lead Exposure in Indoor Environment in Ibadan, Oyo State, Nigeria. *Journal of Scientific Research & Reports* 2018; 19(6): 1-10

7-**Suleiman RM, Raimi MO, Sawyerr HO.** A Deep Dive into the Review of National Environmental Standards and Regulations Enforcement Agency (NESREA) Act. *International Research Journal of Applied Sciences* 2019: 2663-557.

8-**Raimi MO, Adio ZO, Odipe OE, Timothy KS, Ajayi BS & Ogunleye TJ.** Impact of Sawmill Industry on Ambient Air Quality: A Case Study of Ilorin Metropolis, Kwara State, Nigeria. *Energy and Earth Science* 2020; 3 (1).

- 9- **Raimi MO, Vivien OT, Oluwatoyin OA.** Creating the healthiest nation: Climate change and environmental health impacts in Nigeria: A narrative review. Morufu Olalekan Raimi, Tonye Vivien Odubo & Adedoyin Oluwatoyin Omidiji (2021) Creating the Healthiest Nation: Climate Change and Environmental Health Impacts in Nigeria: A Narrative Review. Scholink Sustainability in Environment. ISSN. 2021 Feb 9.
- 10-**Raimi MO, Samson TK, Sunday AB, Olalekan AZ, Emmanuel OO, Jide OT.** Air of Uncertainty from Pollution Profiteers: Status of Ambient Air Quality of Sawmill Industry in Ilorin Metropolis, Kwara State, Nigeria. *Research Journal of Ecology and Environmental Sciences* 2021; 1(1): 17–38..
- 11-**Adeyemi AS, Olorunfemi JF, Adewoye TO.** Waste scavenging in Third World cities: A case study in Ilorin, Nigeria. *Environmentalist* 2001;21(2): 93-96.
- 12-**Raimi MO, Ochayi EO.** Assessment of the Rate of Sexually Transmitted Diseases in Kubwa F.C.T. Abuja, Nigeria, *Science Journal of Public Health* 2017; 5(5): 365-376.
- 13-**Raimi MO, Omidiji AO, Ebikapaye O, Moses T, Adeolu TA, Makanjuola BC** (2019), Situational Analysis of National Immunization Programme in Nigeria, *Journal of Immunology and Inflammation Diseases Therapy*. 2019 Doi: <http://dx.doi.org/10.31579/26378876.2019/008>
- 14-**Omidiji AO, Raimi MO.** Practitioners Perspective of Environmental, Social and Health Impact Assessment (ESHIA) Practice in Nigeria: A Vital Instrument for Sustainable Development. Paper Presented at the Association for Environmental Impact Assessment of Nigeria (AEIAN) On Impact Assessment: A Tool for Achieving the Sustainable Development Goals in Nigeria, 7th and 8th November, 2019 In University of Port Harcourt. <https://aeian.org/wp-content/uploads/2019/08/EIA-Presentations-Portharcourt.pdf>.
- 15-**Raimi MO, Omidiji AO, Adio ZO.** Health Impact Assessment: A Tool to Advance the Knowledge of Policy Makers Understand Sustainable Development Goals. Conference paper presented at the: Association for Environmental Impact Assessment of Nigeria (AEIAN) On Impact Assessment: A Tool for Achieving the Sustainable Development Goals in Nigeria, 7th and 8th November, 2019 in University of Port Harcourt. DOI: 10.13140/RG.2.2.35999.51366. Available at: <https://www.researchgate.net/publication/337146101>.
- 16-**Raimi MO.** A Critical Review of Health Impact Assessment: Towards Strengthening the Knowledge of Decision Makers Understand Sustainable Development Goals in the Twenty-First Century: Necessity Today; Essentiality Tomorrow. *Research and Advances: Environmental Sciences*, ISSN. 2020:2652-3655.
- 17-**Raimi MO, Oluwatoyin O, Olalekan A** Health Impact Assessment: A tool to Advance the Knowledge of Policy Makers Understand Sustainable Development Goals: A Review. *ES Journal of Public Health* 2020; 1(1); 1002.
- 18-**Raimi MO.** A review of environmental, social and health impact assessment (Eshia) practice in Nigeria: a panacea for sustainable development and decision making. *MOJ Public Health* 2020 ;9(3-2020).
- 19-**Raimi MO, Adindu IB, Udensi EO, Funmilayo AA, Opufou T, Deinkuro NS, et al.** Health Impact Assessment: Expanding Public Policy Tools for Promoting Sustainable

- Development Goals (SDGs) in Nigeria. EC Emergency Medicine and Critical Care. 2020 Sep 3.
- 20-**Raimi MO, Moses T, Okoyen E, Sawyerr HO, Joseph BO, Oyinlola BO.** A Beacon for Dark Times: Rethinking Scientific Evidence for Environmental and Public Health Action in the Coronavirus Diseases 2019 Era” Medical and Research Microbiology 2020;1(3).
- 21-**Raimi MO, Raimi AG.** The Toughest Triage in Decision Impacts: Rethinking Scientific Evidence for Environmental and Human Health Action in the Times of Concomitant Global Crises. CPQ Medicine, 11(1), 01-05.
- 22-**Raimi MO, Mcfubara KG, Abisoeye OS, Ifeanyiichukwu EC, Henry SO, Raimi, GA.** Responding to the call through Translating Science into Impact: Building an Evidence-Based Approaches to Effectively Curb Public Health Emergencies [COVID-19 Crisis]. Global Journal of Epidemiology and Infectious Disease 2021;1(1).
- 23-**Raimi MO, Emeka CL, Okoyen E, Clement A, Ogbointuwe C, Atoyebi B.** Making Better Informed, More Confident COVID-19 Decisions: Vaccine Hesitancy, Its Barriers and Impact Studies: Taking Bayelsa State as an Example. Int J Vaccine Immunizat 2021;5(1).
- 24-**Olalekan RM, Raimi AA, Adias TC.** ‘Silent Pandemic’: Evidence-Based Environmental and Public Health Practices to Respond to the COVID-19 Crisis. Science-Based Approaches to Respond to COVID and Other Public Health Threats 2021:103.
- 25-**Mahoney FJ, Kane M.** Hepatitis B vaccine 3 edition. Edited by: Plotkin SA, Orenstein WA. Philadelphia: W.B. Saunders company; 1999:158-182.
- 26-**Feitelson MA, Sun B, Satiroglu Tufan NL, Liu J, Pan J, Lian Z.** Genetic mechanisms of hepatocarcinogenesis. *Oncogene* 2002; 21:2593-2604.
- 27-**Becans** “Business Environment Report,” African Institute for Applied Economics, Enugu 2007; 1(25): 8.
- 28-**Federal Ministry of Health.** National AIDS/STIS control program. 2016. Available at: [https:// www. hepb. org/ assets/ Uploads/ Niger ia- Hepatitis- Guide lines-TX- guide lines. pdf](https://www.hepb.org/assets/Uploads/Nigeria-Hepatitis-Guide-lines-TX-guide-lines.pdf). Accessed 29 Sept 2021
- 29-**Irabor GI, Omotoso AJ, Isiwele EM, Nnoli M, Omoruyi KA.** Histopathological study of cervical cancer specimen at the university of Calabar teaching hospital, Calabar. *Medico Research Chronicles* 2017;4(06): 582-590.
- 30-**Isaac I, Habila J, Salami H, Olivia ON.** Health Impacts of Informal Solid Waste Scavenging in Minna, Nigeria. *Health* 2020; 6(12): 53-57.
- 31-**Adebola OO.** The Roles of Informal Private Sector in Integrated Solid Waste Management in the Achievement of Millennium Development Goals (MDG’s) in Lagos Nigeria’ (Solid Waste, Health & Millennium Development Goals, CWG-WASH Workshop, Kolkata, 2006): 365-74.
- 32-**Oteng-Ababio M.** When Necessity Begets Ingenuity: E-Waste Scavenging as a Livelihood Strategy in Accra, Ghana. *African Studies Quarterly* 2012;13.
- 33-**Rankokwane B, Gwebu TD.** Characteristics, threats and opportunities of landfill scavenging: The case of Gaborone-Botswana. *GeoJournal* 2006; 65(3): 151-163.
- 34-**Afon A.** A survey of operational characteristics, socioeconomic and health effects of scavenging activity in Lagos, Nigeria,” *Waste Management and Research* 2012; 30(7): 664–671.

- 35-**Pinto VN.** E-waste Hazard: Impending Challenge.” Indian Journal of Occupational and Environmental Medicine 2008;12: 65-70.
- 36-**Yusuf RO, Henry OS, Adedotun TA, Lateefat MH, Tawakalitu TA.** Seroprevalence of Hepatitis B Virus and Compliance to Standard Safety Precautions among Scavengers in Ilorin Metropolis, Kwara State, Nigeria. J. Health Pollu 2018; 8(19): 180914.
- 37-**Agbede OO, Iseniyi JO, Kolawole OM, Ojuawo A.** Risk Factors and Seroprevalence of Hepatitis C antibody in mothers and their Pre-school age children in Ilorin. African Journal of Clinical and Experimental Microbiology 2006;7(3): AJCEM/2006112/2627.
- 38-**Adewuyi JO.** Prevalence of antibodies to hepatitis C Virus among patients in Nigeria. Tropical Doctor 1596:26:29-30.
- 39-**Taiwo MB, Samuel E, Emmanuel FO.** HIV, Hepatitis B and C viruses’ coinfection among patients in a Nigerian tertiary hospital. Pan Afr Med J 2012; 12: 100.